

# 2022-23 Texas Academic Performance Report (TAPR)

This page is intentionally blank.




Texas Education Agency  
2022-23 STAAR Performance (TAPR)  
OAKWOOD TERRACE EL (220916106) - HURST-EULESS-BEDFORD ISD - TARRANT COUNTY

School Year	State	District	Campus	African American	Hispanic	White	American Indian	Asian	Pacific Islander	Two or More Races						
-------------	-------	----------	--------	------------------	----------	-------	-----------------	-------	------------------	-------------------	--	--	--	--	--	--





Texas Education Agency  
2022-23 STAAR Performance (TAPR)  
OAKWOOD TERRACE EL (220916106) - HURST-EULESS-BEDFORD ISD - TARRANT COUNTY









Texas Education Agency  
 2022-23 Bilingual Education/English as a Second Language (Current EB Students/EL) (TAPR)  
 OAKWOOD TERRACE EL (220916106) - HURST-EULESS-BEDFORD ISD - TARRANT COUNTY

	School Year	State	District	Campus	Total Bilingual Education	BE-Trans Early Exit	BE-Trans Late Exit	BE-Dual Two-Way	BE-Dual One-Way	ALP Bilingual (Exception)	Total							
--	-------------	-------	----------	--------	---------------------------	---------------------	--------------------	-----------------	-----------------	---------------------------	-------	--	--	--	--	--	--	--





Texas Education Agency  
 2022-23 STAAR Participation (TAPR)  
 OAKWOOD TERRACE EL (220916106) - HURST-EULESS-BEDFORD ISD - TARRANT COUNTY

	State	District	Campus	African American	Hispanic	White	American Indian	Asian	Pacific Islander	Two or More Races	Special Ed (Current)	Special Ed (Former)	Continuously Enrolled	Non-Continuously Enrolled	Econ Disadv	EB EL (Current & Monitored)
Not Included in Accountability: Other Exclusions	1%	0%	0%	0%	0%	0%	-	0%	*	*	0%	*	0%	0%	0%	0%
Not Tested	2%	1%	1%	0%	3%	0%	-	0%	*	*	0%	*	0%	3%	0%	0%
Absent	1%	1%	1%	0%	3%	0%	-	0%	*	*	0%	*	0%	3%	0%	0%
Other	0%	1%	0%	0%	0%	0%	-	0%	*	*	0%	*	0%	0%	0%	0%

\* Indicates results are masked due to small numbers to protect student confidentiality.  
 - Indicates there are no students in the group.

Texas Education Agency  
 2022-23 Attendance, Graduation, and Dropout Rates (TAPR)  
 OAKWOOD TERRACE EL (220916106) - HURST-EULESS-BEDFORD ISD - TARRANT COUNTY

	State	District	Campus	African American	Hispanic	White	American Indian	Asian	Pacific Islander	Two or More Races	Special Ed	Econ Disadv	EB/EL
Attendance Rate													
2021-22	92.2%	94.2%	94.6%	95.9%	94.3%	94.5%	-	95.9%	92.1%	92.6%			



Texas Education Agency  
 2022-23 Attendance, Graduation, and Dropout Rates (TAPR)  
 OAKWOOD TERRACE EL (220916106) - HURST-EULESS-BEDFORD ISD - TARRANT COUNTY

	State	District	Campus	African American	Hispanic	White	American Indian	Asian	Pacific Islander	Two or More Races	Special Ed	Econ Disadv	EB/EL
Class of 2022	84.3%	88.0%	-	-	-	-	-	-	-	-	-	-	-
Class of 2021	81.9%	86.2%	-	-	-	-	-	-	-	-	-	-	-
RHSP/DAP/FHSP-E/FHSP-DLA Graduates (Longitudinal Rate)													
Class of 2022	88.0%	88.0%	-	-	-	-	-	-	-	-	-	-	-
Class of 2021	85.7%	86.3%	-	-	-	-	-	-	-	-	-	-	-
RHSP/DAP Graduates (Annual Rate)													
2021-22	23.6%	-	-	-	-	-	-	-	-	-	-	-	-
2020-21	43.8%	-	-	-	-	-	-	-	-	-	-	-	-
FHSP-E Graduates (Annual Rate)													
2021-22	3.9%	0.0%	-	-	-	-	-	-	-	-	-	-	-
2020-21	3.8%	0.1%	-	-	-	-	-	-	-	-	-	-	-
FHSP-DLA Graduates (Annual Rate)													
2021-22	82.3%	86.2%	-	-	-	-	-	-	-	-	-	-	-
2020-21	80.4%	84.3%	-	-	-	-	-	-	-	-	-	-	-
RHSP/DAP/FHSP-E/FHSP-DLA Graduates (Annual Rate)													
2021-22	86.0%	86.2%	-	-	-	-	-	-	-	-	-	-	-
2020-21	84.1%	84.4%	-	-	-	-	-	-	-	-	-	-	-



Texas Education Agency  
 2022-23 Graduation Profile (TAPR)  
 OAKWOOD TERRACE EL (220916106) - HURST-EULESS-BEDFORD ISD - TARRANT COUNTY

	Campus Count	Campus Percent	District Count	State Count
Graduatesf(2021-22 Annual Graduates)				
Total Graduates	-	-	1,665	368,686
<b>By Ethnicity:</b>				
African American	-	-	331	45,227
Hispanic	-	-	516	191,125



There is no data for this campus.




Texas Education Agency  
2022-23 CCMR-Related Indicators (TAPR)  
OAKWOOD TERRACE EL (220916106) - HURST-EULESS-BEDFORD ISD - TARRANT COUNTY

There is no data for this campus.

Texas Education Agency  
2022-23 Other Postsecondary Indicators (TAPR)  
OAKWOOD TERRACE EL (220916106) - HURST-EULESS-BEDFORD ISD - TARRANT COUNTY


There is no data for this campus.

Texas Education Agency  
2022-23 Student Information (TAPR)  
OAKWOOD TERRACE EL (220916106) - HURST-EULESS-BEDFORD ISD - TARRANT COUNTY

Texas Education Agency  
 2022-23 Student Information (TAPR)  
 OAKWOOD TERRACE EL (220916106) - HURST-EULESS-BEDFORD ISD - TARRANT COUNTY

Student Information	Membership				Enrollment			
	Campus		District	State	Campus		District	State
	Count	Percent			Count	Percent		
Students w/ Dyslexia	14	2.0%	5.3%	5.5%	14	1.9%	5.3%	5.5%
Foster Care	0	0.0%	0.1%	0.2%	0	0.0%	0.1%	0.2%
Homeless	30	4.2%	2.4%	1.3%	30	4.2%	2.4%	1.3%
Immigrant	51	7.2%	3.6%	2.2%	51	7.1%	3.6%	2.2%
Migrant	1	0.1%	0.0%	0.3%	1	0.1%	0.0%	0.3%
Title I	713	100.0%	47.3%	64.6%	718	100.0%	47.4%	64.6%
Military Connected	14	2.0%	4.4%	3.6%	14	1.9%	4.4%	3.6%
At-Risk	517	72.5%	51.6%	53.3%	522	72.7%	51.6%	53.3%



Texas Education Agency  
 2022-23 Student Information (TAPR)  
 OAKWOOD TERRACE EL (220916106) - HURST-EULESS-BEDFORD ISD - TARRANT COUNTY

Student Information	--Non-Special Education Rates--			---Special Education Rates---		
	Campus	District	State	Campus	District	State
Retention Rates by Grade:						
Kindergarten	4.7%	3.9%	1.5%	20.0%	5.5%	4.5%
Grade 1	4.9%	3.1%	2.5%	0.0%	4.9%	3.6%
Grade 2	0.0%	1.0%	1.6%	0.0%	2.2%	2.0%
Grade 3	4.5%	0.7%	0.8%	0.0%	1.8%	0.9%
Grade 4	2.7%	0.2%	0.5%	0.0%	0.0%	0.5%
Grade 5	1.5%	0.5%	0.3%	0.0%	0.8%	0.4%
Grade 6	0.0%	0.1%	0.3%	0.0%	0.4%	0.4%
Grade 7	-	0.3%	0.4%	-	0.0%	0.5%
Grade 8	-	0.5%	0.4%	-	1.0%	0.5%
Grade 9	-	2.2%	8.7%	-	2.7%	12.6%

Class Size Averages by Grade and Subject  
 (Derived from teacher responsibility records):

Class Size Information	Campus	District	State
Elementary:			
Kindergarten	16.7	19.8	18.7
Grade 1	20.5	21.9	19.1
Grade 2	19.1	21.6	19.1
Grade 3	22.3	21.8	19.3
Grade 4	19.2	21.2	19.4
Grade 5	24.1	21.8	20.8
Grade 6	24.9	24.3	19.2
Secondary:			
English/Language Arts	-	16.1	16.2
Foreign Languages	-	19.8	18.8
Mathematics	-	18.6	17.5
Science	-	19.8	18.5
Social Studies	-	23.0	18.9

# Texas Education Agency

Item	FTE	Cost	Program





†

†

†

